





# HOW TO MEASURE YOUR SPACE



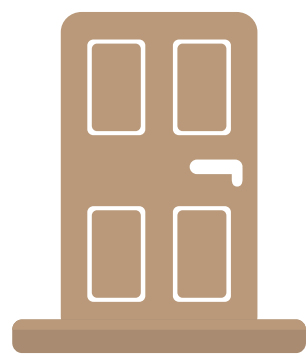
## SKETCH THE ROOM

Roughly sketch your room noting where the windows, doors, and fixed furniture pieces are located. This does not need to be pretty or to scale, the measurements just need to be accurate.



## GET YOUR TAPE MEASURE

The longer the tape measure, the better. Ideally, 25' is the minimum yours should go so you can measure a whole room easily.



## WALLS, WINDOWS, & DOORS

First, measure the general length and width of the room with the walls. Then measure doors, windows, and anything built-in. These dimensions should include their distance from the floor and ceiling.

SEE SAMPLE WALL SKETCH



## DETAILS

Measure and note locations of, and distance between, outlets, light switches, thermostats, air vents/returns, baseboards, crown molding, light fixtures, etc.

